

DAILY INJECTION SCHEDULE (IN MW)

FOR THE DATE (DD.MM.YY) :-

18.07.14

FROM :-

SgTPP

TO :- STATE LOAD DESPATCH CENTRE (WB), WBSETCL

TIME OF ORIGIN :-

9:40

DATE :- 17.07.14

INITIAL / REFRESHED / REVISED :-

Initial

;


Hrs	DURA Blo	Proposed injection by entity in MW from Own generating station			Proposed Injection by the entity from own availability for other entities*	Injection of power on behalf of other entities as per 5.3(ix)	Total injection (Outside own area of supply)
		No OF Running unit	Decl.Avbl.(S.O)				
			Actual	Notional			
(1)	(2)	(3)			(4)	(5)	(6)=(4+5)
00	01	2	472.00	472.00	0	0	0
	02	2	472.00	472.00	0	0	0
	03	2	472.00	472.00	0	0	0
	04	2	472.00	472.00	0	0	0
01	05	2	472.00	472.00	0	0	0
	06	2	472.00	472.00	0	0	0
	07	2	472.00	472.00	0	0	0
	08	2	472.00	472.00	0	0	0
02	09	2	472.00	472.00	0	0	0
	10	2	472.00	472.00	0	0	0
	11	2	472.00	472.00	0	0	0
	12	2	472.00	472.00	0	0	0
03	13	2	472.00	472.00	0	0	0
	14	2	472.00	472.00	0	0	0
	15	2	472.00	472.00	0	0	0
	16	2	472.00	472.00	0	0	0
04	17	2	472.00	472.00	0	0	0
	18	2	472.00	472.00	0	0	0
	19	2	472.00	472.00	0	0	0
	20	2	472.00	472.00	0	0	0
05	21	2	472.00	472.00	0	0	0
	22	2	472.00	472.00	0	0	0
	23	2	472.00	472.00	0	0	0
	24	2	472.00	472.00	0	0	0
06	25	2	472.00	472.00	0	0	0
	26	2	472.00	472.00	0	0	0

	27	2	472.00	472.00	0	0	0
	28	2	472.00	472.00	0	0	0
07	29	2	472.00	472.00	0	0	0
	30	2	472.00	472.00	0	0	0
	31	2	472.00	472.00	0	0	0
	32	2	472.00	472.00	0	0	0
08	33	2	472.00	472.00	0	0	0
	34	2	472.00	472.00	0	0	0
	35	2	472.00	472.00	0	0	0
	36	2	472.00	472.00	0	0	0
09	37	2	472.00	472.00	0	0	0
	38	2	472.00	472.00	0	0	0
	39	2	472.00	472.00	0	0	0
	40	2	472.00	472.00	0	0	0
10	41	2	472.00	472.00	0	0	0
	42	2	472.00	472.00	0	0	0
	43	2	472.00	472.00	0	0	0
	44	2	472.00	472.00	0	0	0
11	45	2	472.00	472.00	0	0	0
	46	2	472.00	472.00	0	0	0
	47	2	472.00	472.00	0	0	0
	48	2	472.00	472.00	0	0	0
12	49	2	472.00	472.00	0	0	0
	50	2	472.00	472.00	0	0	0
	51	2	472.00	472.00	0	0	0
	52	2	472.00	472.00	0	0	0
13	53	2	472.00	472.00	0	0	0
	54	2	472.00	472.00	0	0	0
	55	2	472.00	472.00	0	0	0
	56	2	472.00	472.00	0	0	0
14	57	2	472.00	472.00	0	0	0
	58	2	472.00	472.00	0	0	0
	59	2	472.00	472.00	0	0	0
	60	2	472.00	472.00	0	0	0
15	61	2	472.00	472.00	0	0	0
	62	2	472.00	472.00	0	0	0
	63	2	472.00	472.00	0	0	0
	64	2	472.00	472.00	0	0	0
16	65	2	472.00	472.00	0	0	0

	66	2	472.00	472.00	0	0	0
	67	2	472.00	472.00	0	0	0
	68	2	472.00	472.00	0	0	0
17	69	2	472.00	472.00	0	0	0
	70	2	472.00	472.00	0	0	0
	71	2	472.00	472.00	0	0	0
	72	2	472.00	472.00	0	0	0
18	73	2	472.00	472.00	0	0	0
	74	2	472.00	472.00	0	0	0
	75	2	472.00	472.00	0	0	0
	76	2	472.00	472.00	0	0	0
19	77	2	472.00	472.00	0	0	0
	78	2	472.00	472.00	0	0	0
	79	2	472.00	472.00	0	0	0
	80	2	472.00	472.00	0	0	0
20	81	2	472.00	472.00	0	0	0
	82	2	472.00	472.00	0	0	0
	83	2	472.00	472.00	0	0	0
	84	2	472.00	472.00	0	0	0
21	85	2	472.00	472.00	0	0	0
	86	2	472.00	472.00	0	0	0
	87	2	472.00	472.00	0	0	0
	88	2	472.00	472.00	0	0	0
22	89	2	472.00	472.00	0	0	0
	90	2	472.00	472.00	0	0	0
	91	2	472.00	472.00	0	0	0
	92	2	472.00	472.00	0	0	0
23	93	2	472.00	472.00	0	0	0
	94	2	472.00	472.00	0	0	0
	95	2	472.00	472.00	0	0	0
	96	2	472.00	472.00	0	0	0
TOT MU		unit	11.328	11.328	0.000	0.000	0.000
MAX(MW)		2	472	472	0	0	0
MIN(MW)		2	472	472	0	0	0

COAL STOCK DATA (IN MT)

Particular	Date	Linkage source	Cative source	Total
i) Opening stock	16.07.14			88634.21
ii)Coal Received	16.07.14			6764.62
iii)Coal consumption	16.07.14			8316



	UNIT	AVL	SCHE.
O_BLOCK (96 th block of last day)	2	470.000	470.000

DAILY DRAWAL SCHEDULE (IN MW)

FOR THE DATE (DD.MM.YY) :-

FROM :-

TO :- STATE LOAD DESPATCH CENTRE (WB), WBSETCL

TIME OF ORIGIN :-

DATE :-

INITIAL / REFRESHED / REVISED :-

DURATION		Projected Drawal (MW) From					Project Without Restriction
		Generating-Company	Dist. Licensee (State)	Committed inter-state power supply under sub-section(5) of	Electricity Trader(including distribution licensee in Trading mode)	Total	
Hrs	Blo	(a)	(b)	(c)	(d)	(e)=(a+b+c+d)	(f)
00	01	0	0	0	0	0	0
	02	0	0	0	0	0	0
	03	0	0	0	0	0	0
	04	0	0	0	0	0	0
01	05	0	0	0	0	0	0
	06	0	0	0	0	0	0
	07	0	0	0	0	0	0
	08	0	0	0	0	0	0
02	09	0	0	0	0	0	0
	10	0	0	0	0	0	0
	11	0	0	0	0	0	0
	12	0	0	0	0	0	0
03	13	0	0	0	0	0	0
	14	0	0	0	0	0	0
	15	0	0	0	0	0	0
	16	0	0	0	0	0	0
04	17	0	0	0	0	0	0
	18	0	0	0	0	0	0
	19	0	0	0	0	0	0
	20	0	0	0	0	0	0
05	21	0	0	0	0	0	0
	22	0	0	0	0	0	0
	23	0	0	0	0	0	0
	24	0	0	0	0	0	0
06	25	0	0	0	0	0	0
	26	0	0	0	0	0	0

	27	0	0	0	0	0	0
	28	0	0	0	0	0	0
07	29	0	0	0	0	0	0
	30	0	0	0	0	0	0
	31	0	0	0	0	0	0
	32	0	0	0	0	0	0
08	33	0	0	0	0	0	0
	34	0	0	0	0	0	0
	35	0	0	0	0	0	0
	36	0	0	0	0	0	0
09	37	0	0	0	0	0	0
	38	0	0	0	0	0	0
	39	0	0	0	0	0	0
	40	0	0	0	0	0	0
10	41	0	0	0	0	0	0
	42	0	0	0	0	0	0
	43	0	0	0	0	0	0
	44	0	0	0	0	0	0
11	45	0	0	0	0	0	0
	46	0	0	0	0	0	0
	47	0	0	0	0	0	0
	48	0	0	0	0	0	0
12	49	0	0	0	0	0	0
	50	0	0	0	0	0	0
	51	0	0	0	0	0	0
	52	0	0	0	0	0	0
13	53	0	0	0	0	0	0
	54	0	0	0	0	0	0
	55	0	0	0	0	0	0
	56	0	0	0	0	0	0
14	57	0	0	0	0	0	0
	58	0	0	0	0	0	0
	59	0	0	0	0	0	0
	60	0	0	0	0	0	0
15	61	0	0	0	0	0	0
	62	0	0	0	0	0	0
	63	0	0	0	0	0	0
	64	0	0	0	0	0	0
16	65	0	0	0	0	0	

	66	0	0	0	0	0	0
	67	0	0	0	0	0	0
	68	0	0	0	0	0	0
17	69	0	0	0	0	0	0
	70	0	0	0	0	0	0
	71	0	0	0	0	0	0
	72	0	0	0	0	0	0
18	73	0	0	0	0	0	0
	74	0	0	0	0	0	0
	75	0	0	0	0	0	0
	76	0	0	0	0	0	0
19	77	0	0	0	0	0	0
	78	0	0	0	0	0	0
	79	0	0	0	0	0	0
	80	0	0	0	0	0	0
20	81	0	0	0	0	0	0
	82	0	0	0	0	0	0
	83	0	0	0	0	0	0
	84	0	0	0	0	0	0
21	85	0	0	0	0	0	0
	86	0	0	0	0	0	0
	87	0	0	0	0	0	0
	88	0	0	0	0	0	0
22	89	0	0	0	0	0	0
	90	0	0	0	0	0	0
	91	0	0	0	0	0	0
	92	0	0	0	0	0	0
23	93	0	0	0	0	0	0
	94	0	0	0	0	0	0
	95	0	0	0	0	0	0
	96	0	0	0	0	0	0
TOT MU		0.000	0.000	0.000	0.000	0.000	0.000
MAX(MW)		0	0	0	0	0	0
MIN(MW)		0	0	0	0	0	0

|



0		0	0	0		0	0	0
0		0	0	0		0	0	0
0		0	0	0		0	0	0
0		0	0	0		0	0	0
0		0	0	0		0	0	0
0		0	0	0		0	0	0
0		0	0	0		0	0	0
0		0	0	0		0	0	0
0		0	0	0		0	0	0
0		0	0	0		0	0	0
0		0	0	0		0	0	0
0		0	0	0		0	0	0
0		0	0	0		0	0	0
0		0	0	0		0	0	0
0		0	0	0		0	0	0
0		0	0	0		0	0	0
0		0	0	0		0	0	0
0		0	0	0		0	0	0
0		0	0	0		0	0	0
0		0	0	0		0	0	0
0		0	0	0		0	0	0
0		0	0	0		0	0	0
0		0	0	0		0	0	0
0		0	0	0		0	0	0
0		0	0	0		0	0	0
0		0	0	0		0	0	0
0		0	0	0		0	0	0
0		0	0	0		0	0	0
0.000	0.000	0.000	0.000	0.000	0.000	0.000	0.000	0.000
0	0	0	0	0	0	0	0	0
0	0	0	0	0	0	0	0	0

=====


=====

=====


=====

=====






BLOCK	UNIT CHANGE
01	0
02	0
03	0
04	0
05	0
06	0
07	0
08	0
09	0
10	0
11	0
12	0
13	0
14	0
15	0
16	0
17	0
18	0
19	0
20	0
21	0
22	0
23	0
24	0
25	0
26	0



27	0
28	0
29	0
30	0
31	0
32	0
33	0
34	0
35	0
36	0
37	0
38	0
39	0
40	0
41	0
42	0
43	0
44	0
45	0
46	0
47	0
48	0
49	0
50	0
51	0
52	0
53	0
54	0
55	0
56	0
57	0
58	0
59	0
60	0
61	0
62	0
63	0
64	0
65	0



66	0
67	0
68	0
69	0
70	0
71	0
72	0
73	0
74	0
75	0
76	0
77	0
78	0
79	0
80	0
81	0
82	0
83	0
84	0
85	0
86	0
87	0
88	0
89	0
90	0
91	0
92	0
93	0
94	0
95	0
96	0



DAILY INJECTION SCHEDULE (IN MW)

FOR THE DATE (DD.MM.YY) :-

14.07.14

FROM :-

SgTPP

TO :- STATE LOAD DESPATCH CENTRE (WB), WBSETCL

TIME OF ORIGIN :-

9:45

DATE :-

13.07.14

INITIAL / REFRESHED / REVISED

Initial

;

DUR		Proposed injection by entity in MW from Own generating station			Proposed Injection by the entity from own	Injection of power on behalf of other entities as	Total injection (Outside own area of supply)
Hrs	Blo	No OF Running unit	Decl.Avbl.(S.O)				
			Actual	Notional			
(1)	(2)	(3)			(4)	(5)	(6)=(4+5)
00	01	2	480.00	480.00	0	0	0
	02	2	480.00	480.00	0	0	0
	03	2	480.00	480.00	0	0	0
	04	2	480.00	480.00	0	0	0
01	05	2	480.00	480.00	0	0	0
	06	2	480.00	480.00	0	0	0
	07	2	480.00	480.00	0	0	0
	08	2	480.00	480.00	0	0	0
02	09	2	480.00	480.00	0	0	0
	10	2	480.00	480.00	0	0	0
	11	2	480.00	480.00	0	0	0
	12	2	480.00	480.00	0	0	0
03	13	2	480.00	480.00	0	0	0
	14	2	480.00	480.00	0	0	0
	15	2	480.00	480.00	0	0	0
	16	2	480.00	480.00	0	0	0
04	17	2	480.00	480.00	0	0	0
	18	2	480.00	480.00	0	0	0
	19	2	480.00	480.00	0	0	0
	20	2	480.00	480.00	0	0	0
05	21	2	480.00	480.00	0	0	0
	22	2	480.00	480.00	0	0	0
	23	2	480.00	480.00	0	0	0
	24	2	480.00	480.00	0	0	0
06	25	2	480.00	480.00	0	0	0
	26	2	480.00	480.00	0	0	0
	27	2	480.00	480.00	0	0	0

	28	2	480.00	480.00	0	0	0
07	29	2	480.00	480.00	0	0	0
	30	2	480.00	480.00	0	0	0
	31	2	480.00	480.00	0	0	0
	32	2	480.00	480.00	0	0	0
08	33	2	480.00	480.00	0	0	0
	34	2	480.00	480.00	0	0	0
	35	2	480.00	480.00	0	0	0
	36	2	480.00	480.00	0	0	0
09	37	2	480.00	480.00	0	0	0
	38	2	480.00	480.00	0	0	0
	39	2	480.00	480.00	0	0	0
	40	2	480.00	480.00	0	0	0
10	41	2	480.00	480.00	0	0	0
	42	2	480.00	480.00	0	0	0
	43	2	480.00	480.00	0	0	0
	44	2	480.00	480.00	0	0	0
11	45	2	480.00	480.00	0	0	0
	46	2	480.00	480.00	0	0	0
	47	2	480.00	480.00	0	0	0
	48	2	480.00	480.00	0	0	0
12	49	2	480.00	480.00	0	0	0
	50	2	480.00	480.00	0	0	0
	51	2	480.00	480.00	0	0	0
	52	2	480.00	480.00	0	0	0
13	53	2	480.00	480.00	0	0	0
	54	2	480.00	480.00	0	0	0
	55	2	480.00	480.00	0	0	0
	56	2	480.00	480.00	0	0	0
14	57	2	480.00	480.00	0	0	0
	58	2	480.00	480.00	0	0	0
	59	2	480.00	480.00	0	0	0
	60	2	480.00	480.00	0	0	0
15	61	2	480.00	480.00	0	0	0
	62	2	480.00	480.00	0	0	0
	63	2	480.00	480.00	0	0	0
	64	2	480.00	480.00	0	0	0
16	65	2	480.00	480.00	0	0	0
	66	2	480.00	480.00	0	0	0

	67	2	480.00	480.00	0	0	0
	68	2	480.00	480.00	0	0	0
17	69	2	480.00	480.00	0	0	0
	70	2	480.00	480.00	0	0	0
	71	2	480.00	480.00	0	0	0
	72	2	480.00	480.00	0	0	0
18	73	2	500.00	500.00	0	0	0
	74	2	500.00	500.00	0	0	0
	75	2	500.00	500.00	0	0	0
	76	2	500.00	500.00	0	0	0
19	77	2	500.00	500.00	0	0	0
	78	2	500.00	500.00	0	0	0
	79	2	500.00	500.00	0	0	0
	80	2	500.00	500.00	0	0	0
20	81	2	500.00	500.00	0	0	0
	82	2	500.00	500.00	0	0	0
	83	2	500.00	500.00	0	0	0
	84	2	500.00	500.00	0	0	0
21	85	2	500.00	500.00	0	0	0
	86	2	500.00	500.00	0	0	0
	87	2	500.00	500.00	0	0	0
	88	2	500.00	500.00	0	0	0
22	89	2	500.00	500.00	0	0	0
	90	2	500.00	500.00	0	0	0
	91	2	500.00	500.00	0	0	0
	92	2	500.00	500.00	0	0	0
23	93	2	500.00	500.00	0	0	0
	94	2	500.00	500.00	0	0	0
	95	2	500.00	500.00	0	0	0
	96	2	500.00	500.00	0	0	0
TOT MU		unit	11.640	11.640	0.000	0.000	0.000
MAX(MW)		2	500	500	0	0	0
MIN(MW)		2	480	480	0	0	0

COAL STOCK DATA (IN MT)

Particular	Date	Linkage source	Cative source	Total
i) Opening stock	12.07.14			94145.40
ii)Coal Received	12.07.14			6579.29
iii)Coal consumption	12.07.14			7932